



**DISCLAIMER:** I did my best on this but do not warrant that it's 100% correct. I'm human and occasionally make a mistake. If you find any errors please email me at:

[smithduck@gmail.com](mailto:smithduck@gmail.com)

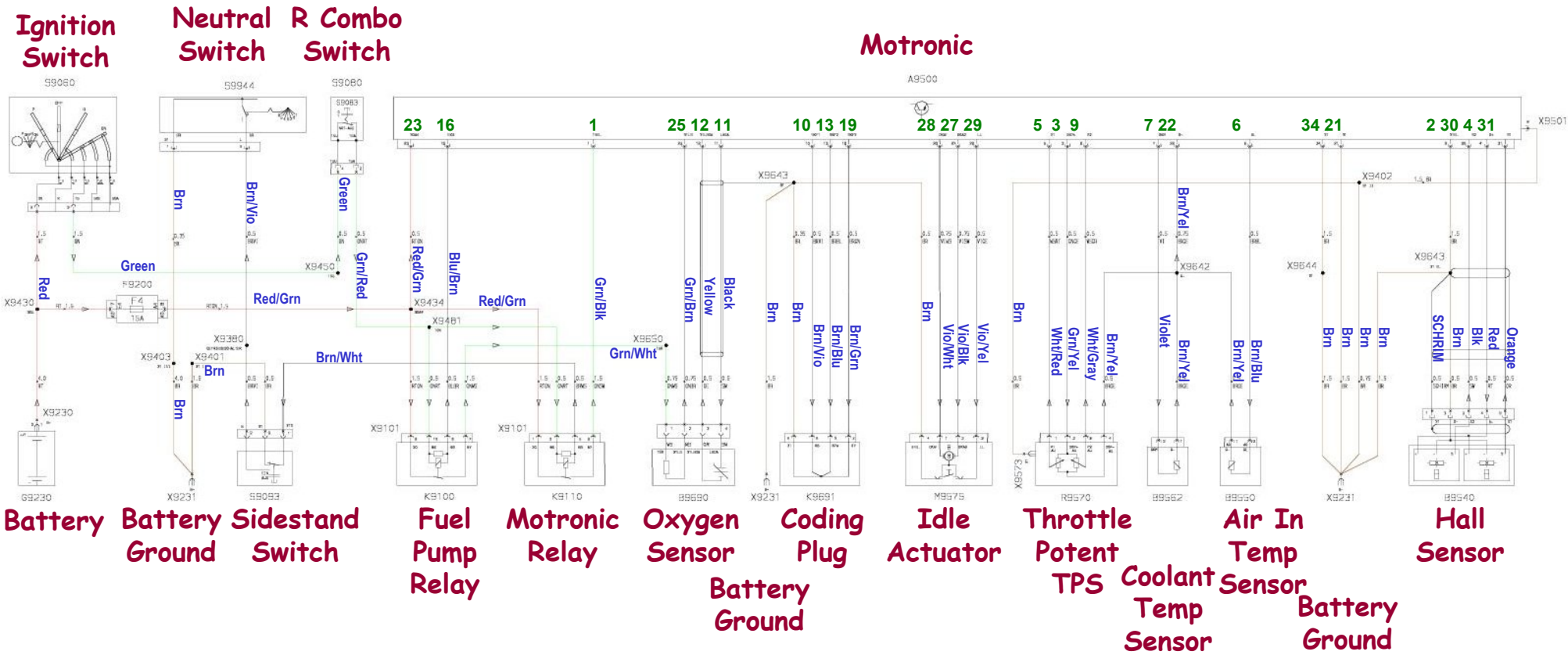
# K1200RS 97 (K589-0554) Wiring

1. Fuses
2. Motronic - Inputs
3. Motronic - Outputs
4. Instrument
5. Lights, Brake Lights
6. Indicators, Horn
7. Plus, Ground, Fuses, Starter
8. Starter, Generator
9. ABS
10. Heat, Power Socket, Extra
11. Gen 2 Cruise Control
12. Component IDs

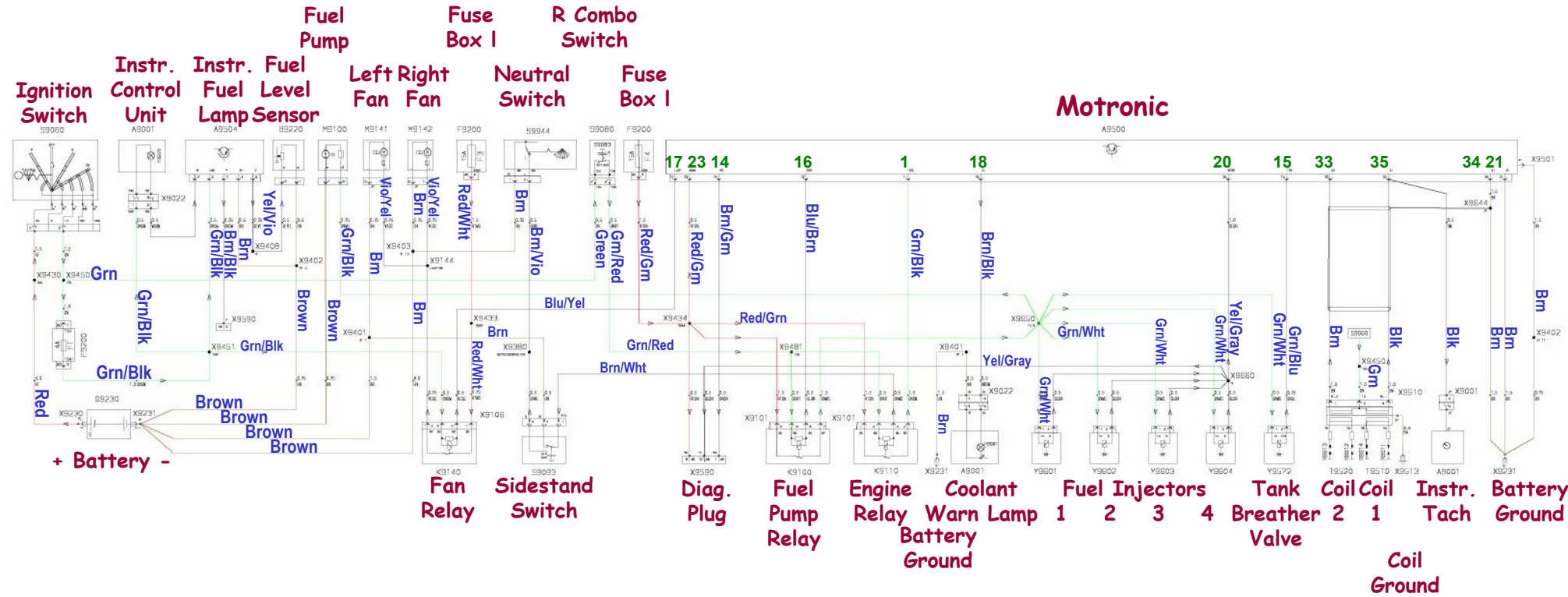
## Fuses – K1200RS 97 0554

FUSE		SOURCE	OUT WIRE	OUTPUTS
Box 1-Fuse 1	4A	Ign Pin 3 Green	Green/Black	Cluster II Fuel Lamp Relay Brake Switches ABS Warning Relay ABS Lamps
Box 1-Fuse 2	4A	Ign Pin 7 Gray	Gray/Black	Tail Light License Light Side Light ABS Control Unit
Box 1-Fuse 3	15A	Battery Red	Red/White	Fan Relay Horn Relay Alarm
Box 1-Fuse 4	15A	Battery Red	Red/Green	Motronic Pin 23 Motronic Relay Fuel Pump Relay Diagnostic Plug Pin 5or6
Box 2-Fuse 5	4A	Battery Red	Red/Black	Cluster
Box 2-Fuse 6	4A	Ign Pin 3 Green/Blue	Green/Black	Optional Extra Plug Heated Grips
Box 2-Fuse 7	15A	Battery Red	Red/Yellow	Powerlet Socket
Box 2-Fuse 8	15A	Ign Pin 3 Green	Green/Blue	Optional Extra Plug Cruise Control on Gen 2

# Motronic Inputs

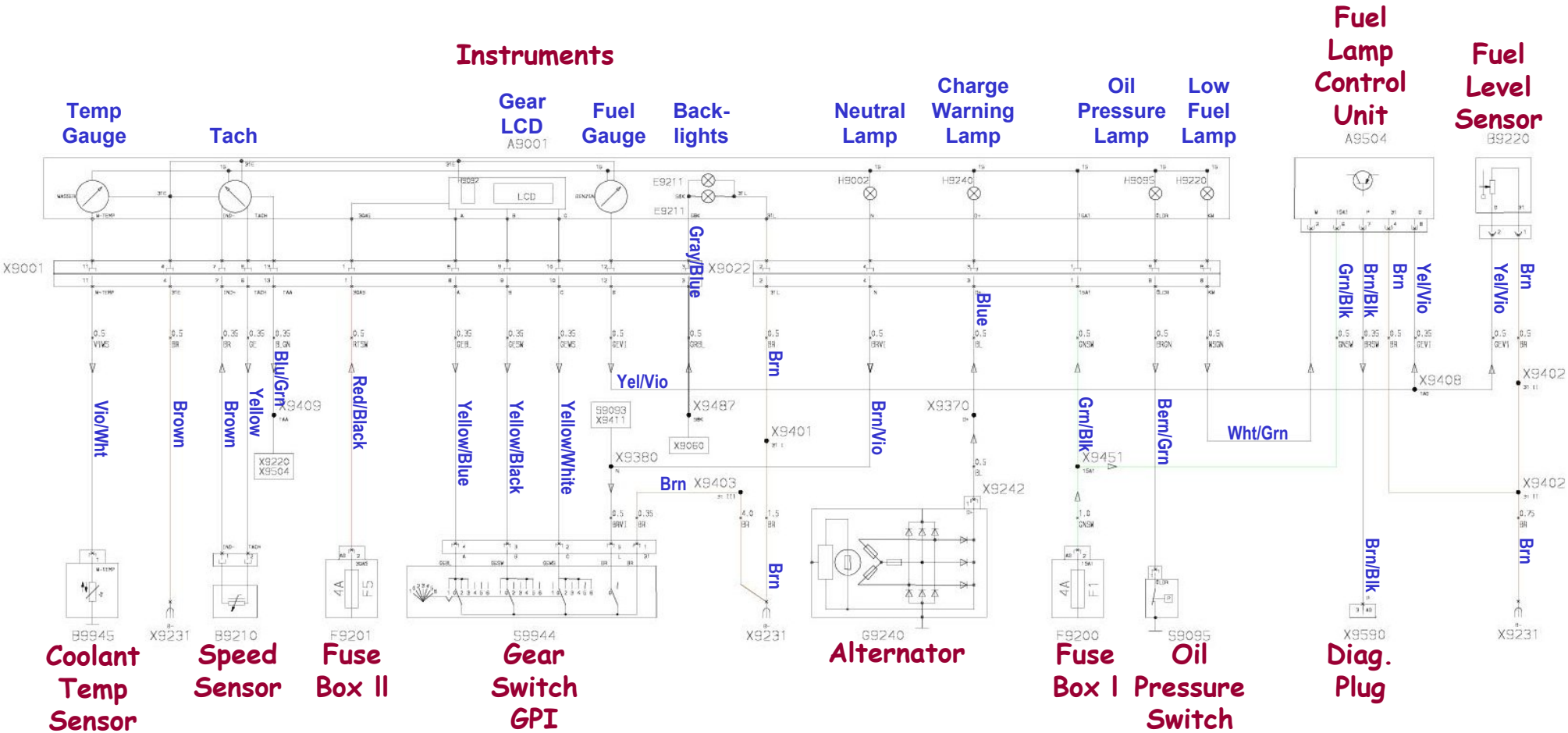


# Motronic Outputs



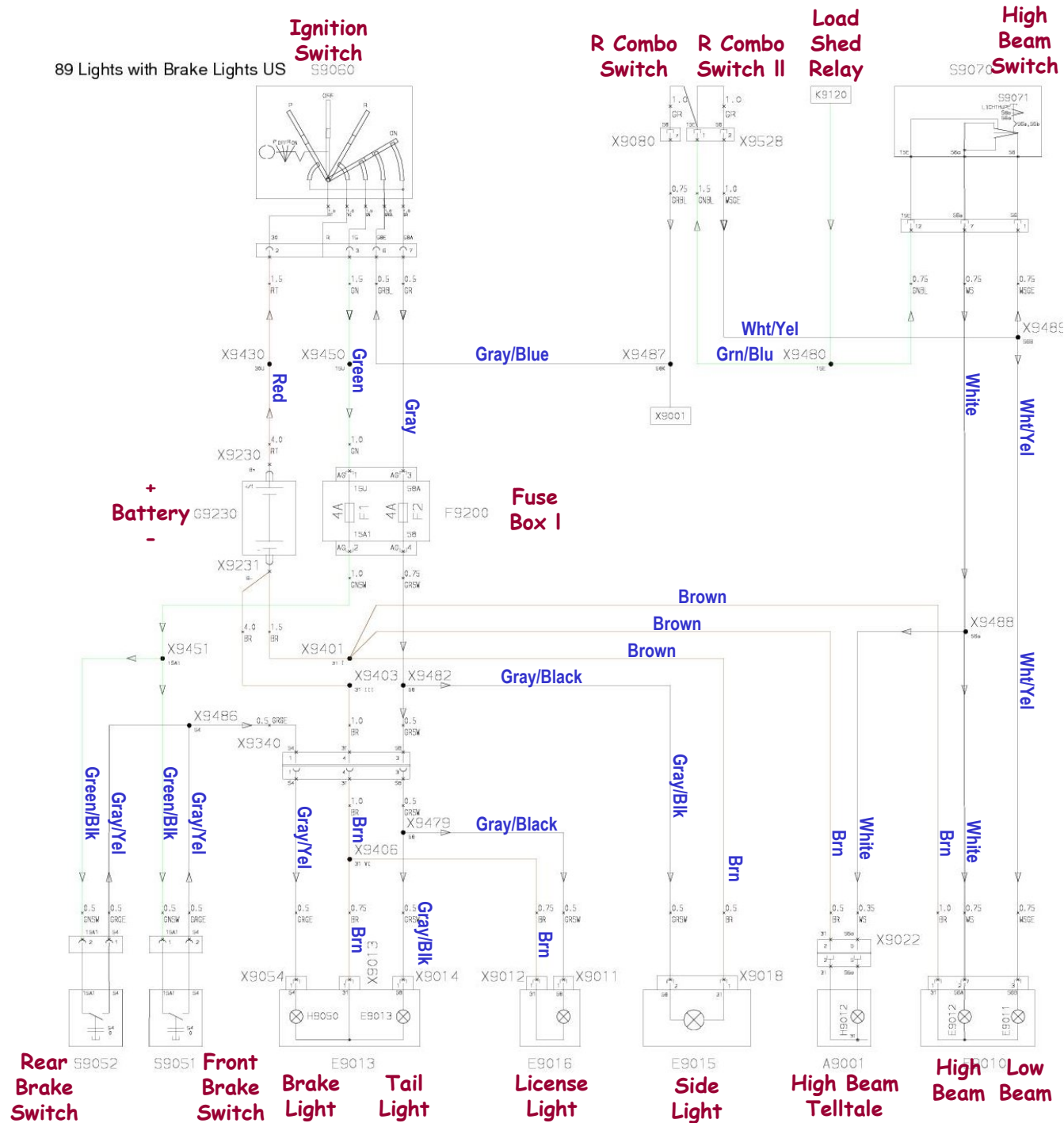
# Instrument

## Instruments

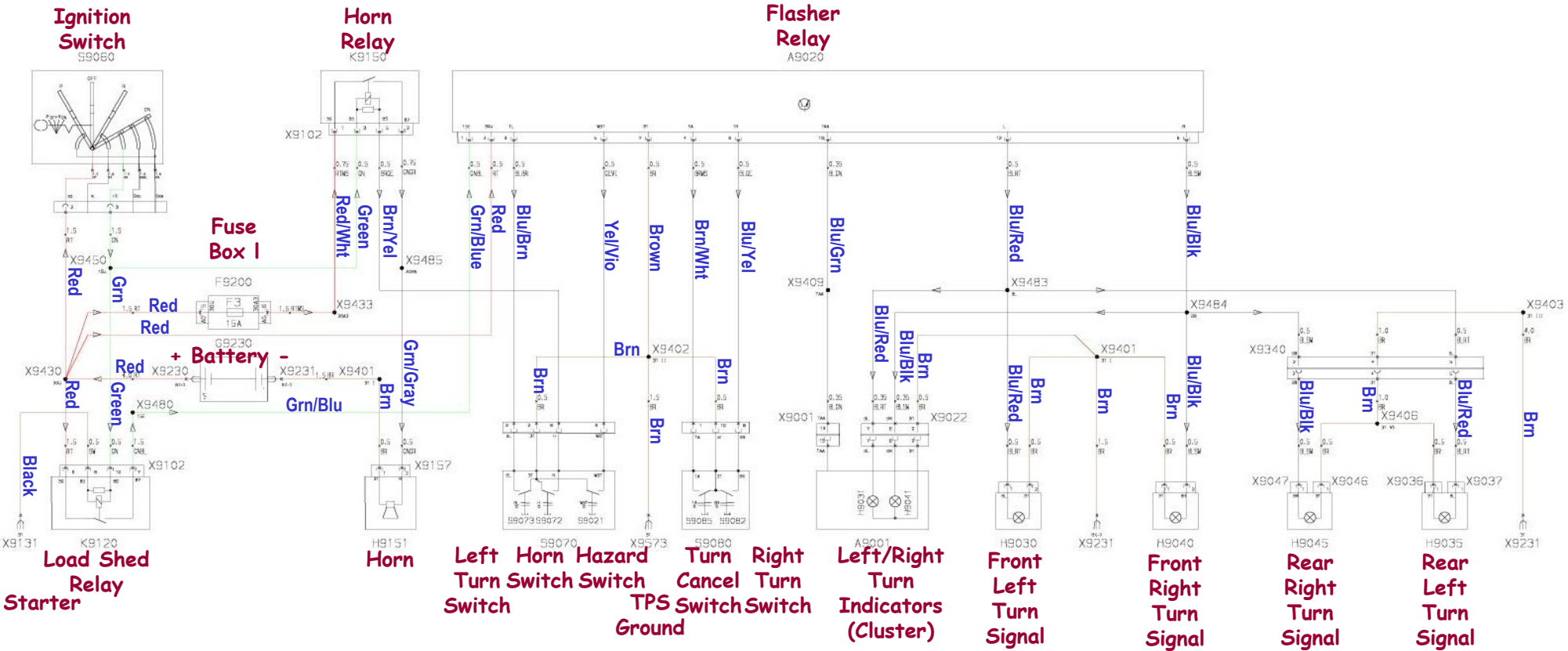


# Lights & Brake Lights - US

# 5

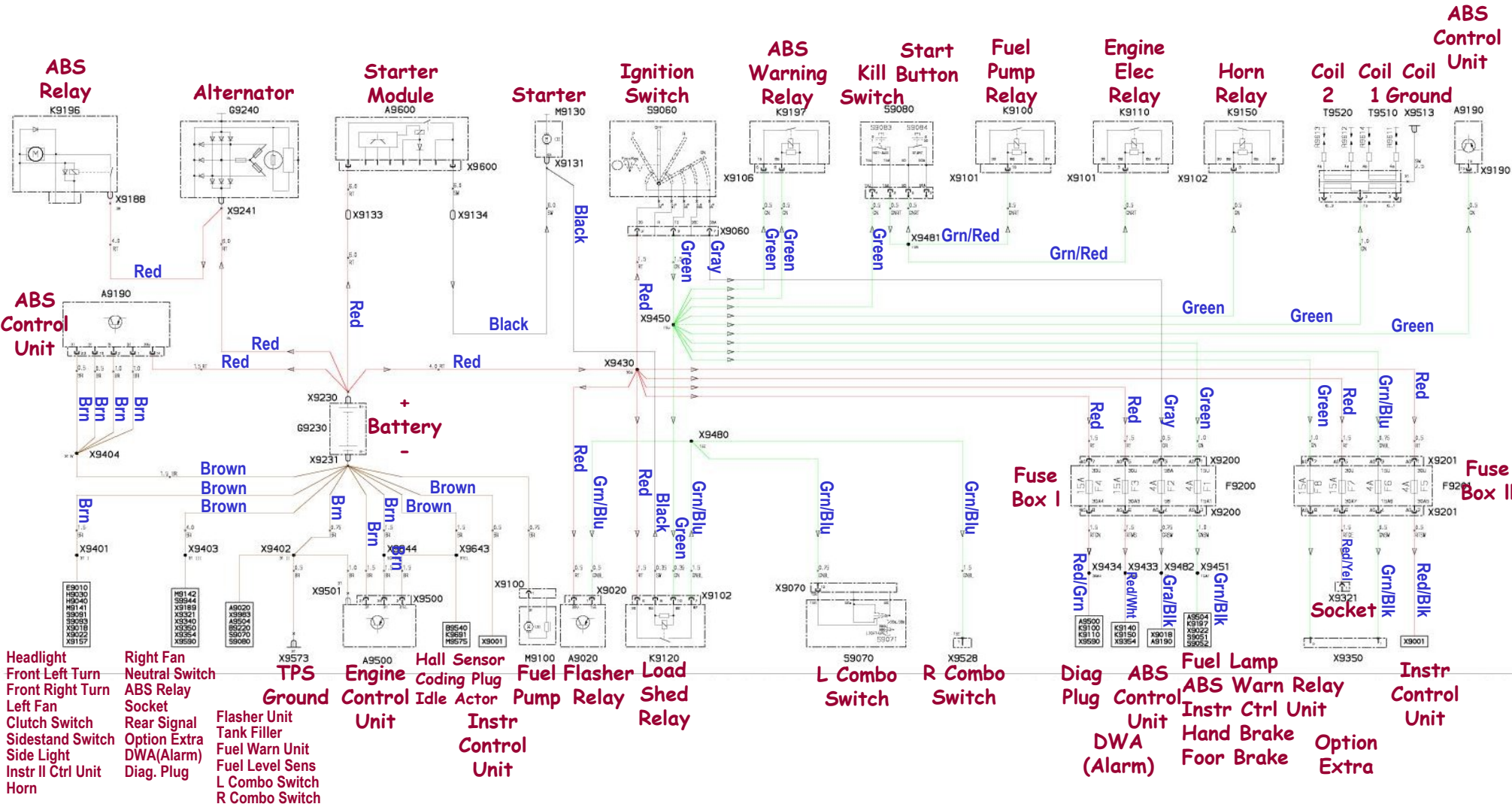


## Indicator & Horn



# Plus Ground Fuses Starter

# 7





# Starter Generator

# 8


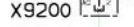
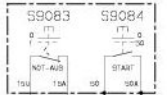
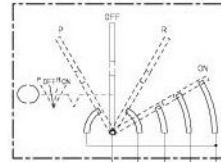
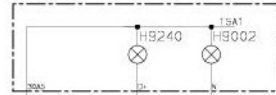
R Combo  
Switch  
Kill Start  
Switch Button  
S9080

Instrument  
Cluster

Charge Neutral  
Lamp Lamp  
A9001

Ignition  
Switch  
S9060

Fuse  
Box I  
F9200



Grn/Blk

Blue

Brn/Vio

Red

Green

Red

Green

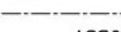

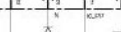
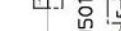
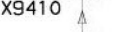
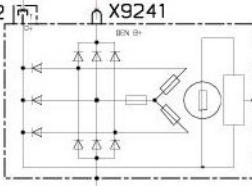
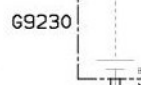
Grn/Red

Blk/Yel

Grm/Red

Grm/Red

Grm/Red



Alternator

Diode

Battery

Fuse  
Box I

Alternator

Starter

Starter  
Module

Clutch  
Switch

Sidestand  
Switch

Motronic

Motronic  
Relay

Neutral  
Switch

Ground

Diag.  
Plug

Load  
Shed  
Relay

Brown/Violet

Brown

Brown

Blue

Blue

Red

Black

Black

Red

Brn/Blk

Brown

Brn/Wht

Red/Grn

Neutral  
Switch

Ground

Diag.  
Plug

Load  
Shed  
Relay

Starter

Starter  
Module

Clutch  
Switch

Sidestand  
Switch

Motronic

Motronic  
Relay

Brown/Violet

Brown

Brown

Blue

Blue

Red

Black

Black

Red

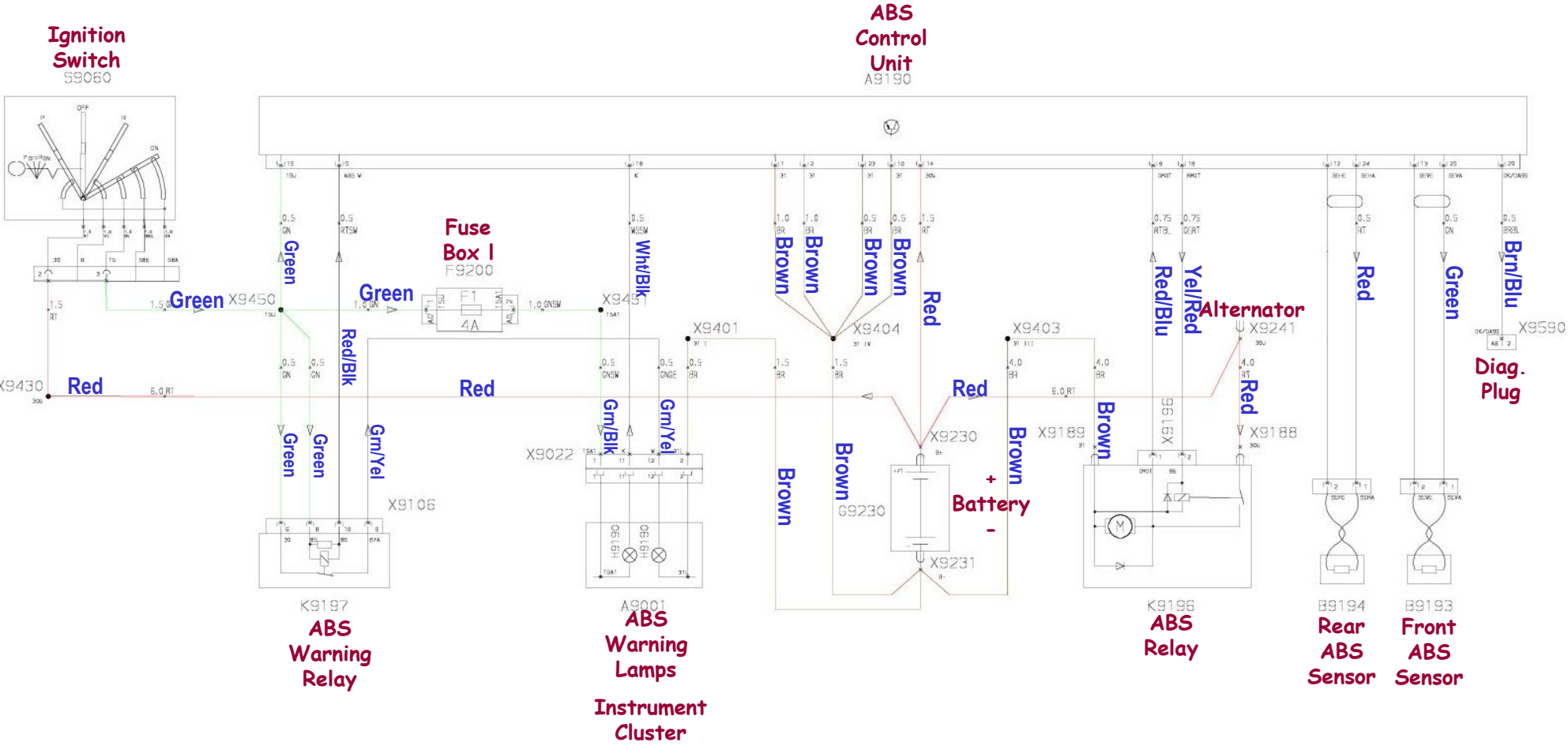
Brn/Blk

Brown

Brn/Wht

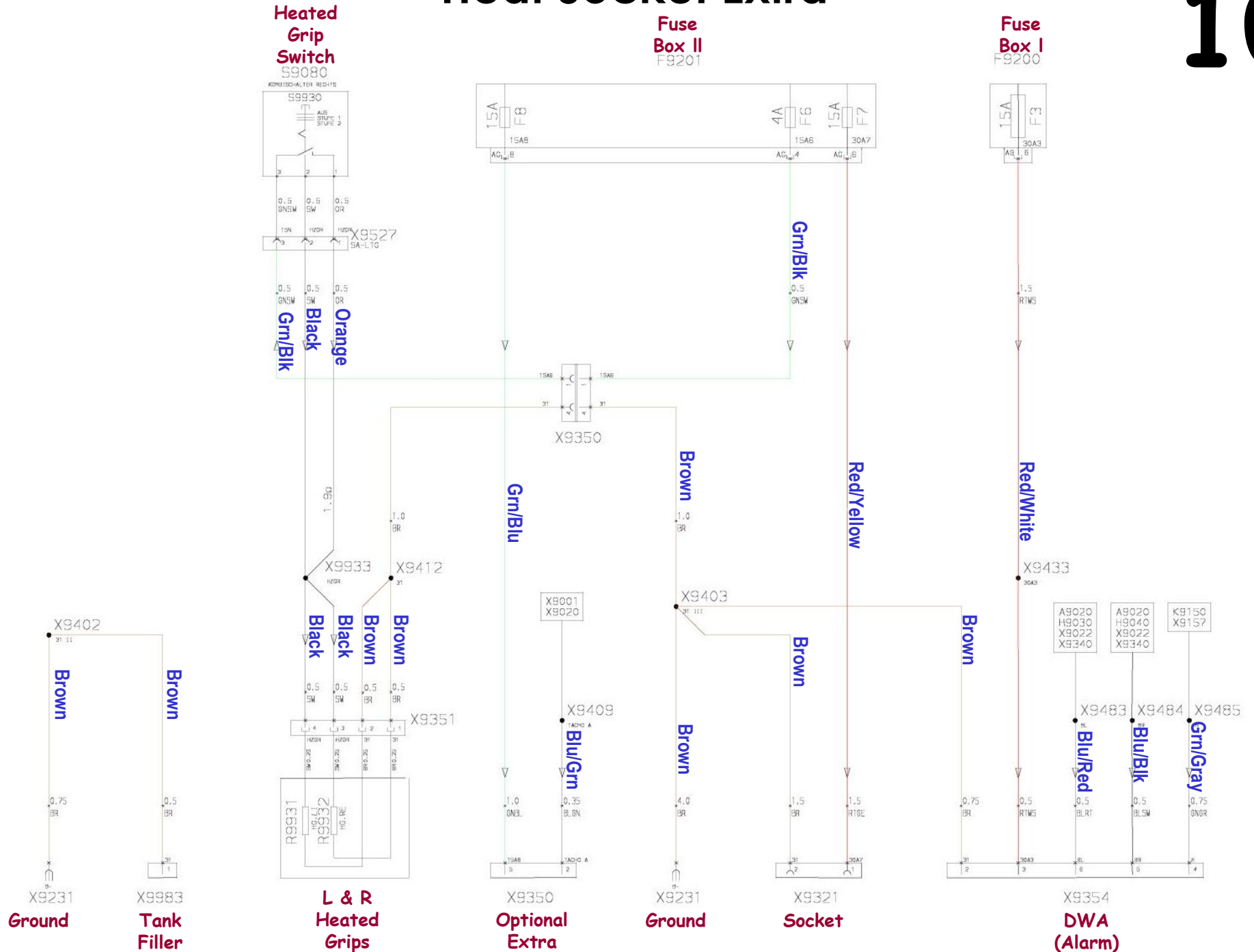
Red/Grn

# ABS



# Heat Socket Extra

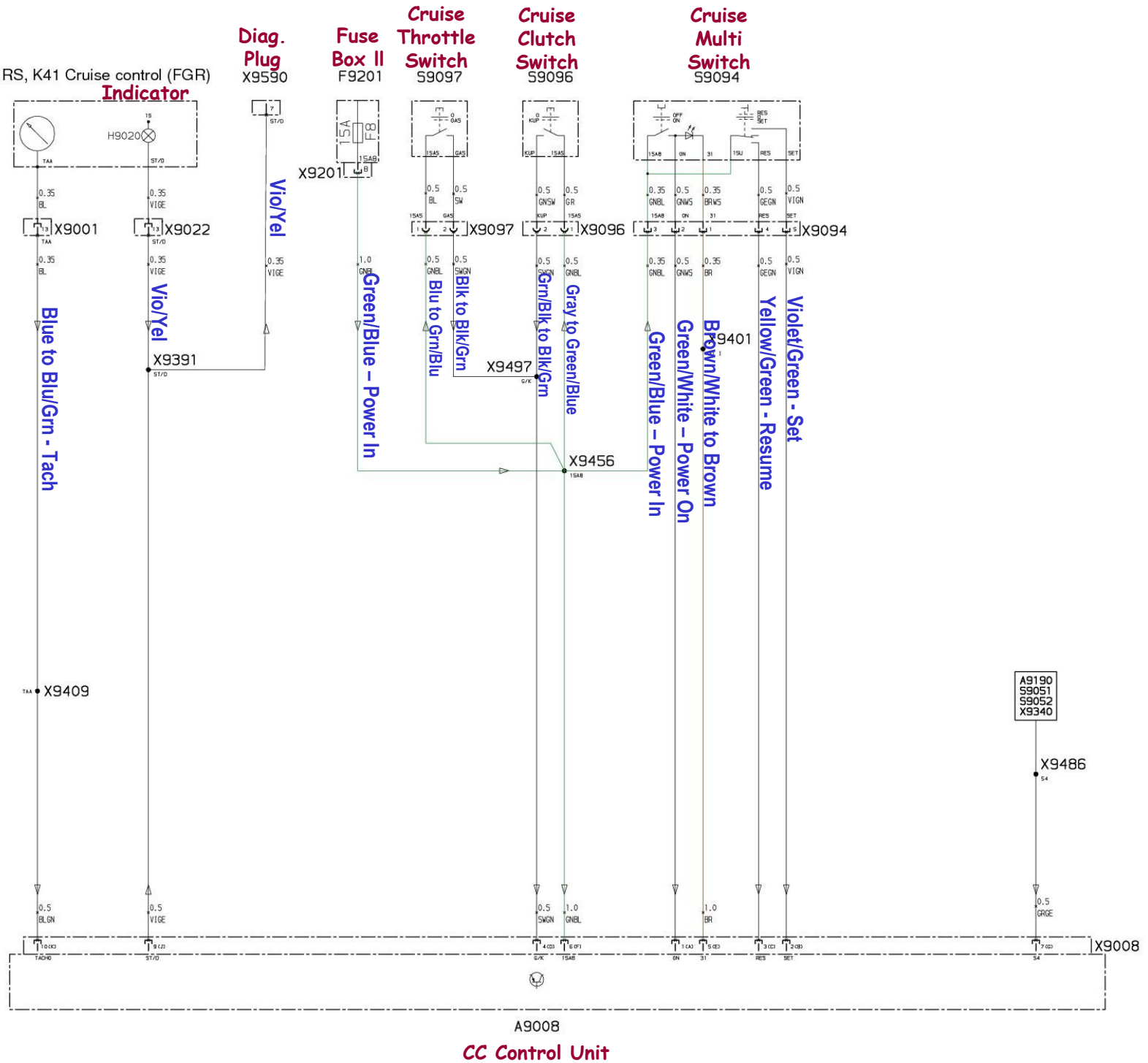
# 10



# K41-0557 Cruise Control

# 11

RS, K41 Cruise control (FGR)



A9008

CC Control Unit

# Components

A9001	Instrument panel control unit						
A9020	Flasher unit	K9140	Fan relay	X9022	STVB instrument panel II	X9408	Connector G
A9190	ABS control unit	K9150	Horn relay	control unit		X9409	Connector tacho A
A9500	Control unit, engine electronics	K9196	ABS relay	X9036	STVB rear left turn signal -	X9410	STVB diode
A9504	Control unit, fuel warning lamp	K9197	ABS warning relay	X9037	STVB rear left turn signal +	X9411	STVB diode
A9600	Starter module	K9691	Coding plug	X9046	STVB rear right turn signal	X9412	Connector 31
B9193	Front ABS sensor	M9100	Fuel pump	indicator -		X9428	Connector starter
B9194	Rear ABS sensor	M9130	Starter	X9047	STVB rear right turn signal	X9430	Connector 30U
B9210	Vehicle speed sensor	M9141	Left fan	indicator +		X9433	Connector 30A3
B9220	Fuel level sensor	M9142	Right fan	X9054	STVB brake light +	X9434	Connector 30A4
B9540	Hall sensor	M9575	Idle actuator	X9060	STVB Ignition switch	X9450	Connector 15U
B9550	Temperature sensor, air intake	R9570	Throttle potentiometer (DKP)	X9070	STVB left multi-function	X9451	Connector 15A6
B9562	Temperature sensor, coolant	R9611	Spark plug 1	switch		X9480	Connector 15E
(engine electronics)		R9612	Spark plug 2	X9080	STVB right multi-function	X9481	Connector 15N
B9690	Oxygen sensor	R9613	Spark plug 3	switch		X9482	Connector 58
B9945	Coolant temperature sensor	R9614	Spark plug 4	X9091	STVB clutch switch	X9483	Connector BL
E9010	Headlight	R9931	Left heated handlebar grip	X9093	STVB prop stand switch	X9484	Connector BR
E9011	Low beam headlight	R9932	Right heated handlebar grip	X9100	STVB fuel pump	X9485	Connector horn
E9012	High beam headlight	S9021	Hazard warning switch	X9101	DRS engine electronics/fuel	X9486	Connector 54
E9013	Tail light	S9051	Brake light switch, hand	pump relay		X9487	Connector 58K
E9015	Side light	S9052	Brake light switch, foot	X9102	DRS horn/load relief relay	X9488	Connector 56a
E9016	Licence plate light	S9060	Ignition switch	X9106	DRS fan/ABS warning relay	X9489	Connector 56b
E9211	Speedometer light	S9070	Left multi-function switch	X9129	STVB starter relay	X9500	STVB control unit, engine
F9200	Fuse box I	S9071	High beam switch	X9130	STVB starter relay	electronics	
F9201	Fuse box II	S9072	Horn switch	X9131	STVB starter	X9501	STVB control unit ground,
G9230	Battery	S9073	Left turn signal switch	X9133	STVB starter relay	engine electronics	
G9240	Alternator	S9080	Right multi-function switch	X9134	STVB starter relay	X9504	STVB control unit, fuel
H9001	Warning light, coolant	S9082	Right turn signal switch	X9144	Connector fan	warning lamp	
temperature		S9083	Emergency stop switch	X9157	STVB horn	X9510	STVB ignition coil 1
H9002	Telltale light, neutral	S9084	Starter switch	X9188	STVB ABS relay	X9513	Ignition coil ground
H9012	Telltale light, high-beam	S9085	Turn indicator cancel switch	X9189	STVB ABS relay	X9527	STVB heated handlebar grips
headlight		S9091	Clutch switch	X9190	STVB ABS control unit	X9528	STVB right multi-function
H9030	Front left turn signal indicator	S9093	Side-stand switch	X9196	STVB ABS relay	switch II	
H9031	Left turn signal repeater	S9095	Oil pressure switch	X9200	STVB fuse box I	X9573	STVB throttle potentiometer
H9035	Rear left turn signal indicator	S9930	Switch for heated handlebar	X9201	STVB fuse box II	ground	
H9040	Front right turn signal indicator	grips		X9220	STVB fuel level indicator	X9590	Diagnosis plug
H9041	Right turn signal repeater	S9944	Neutral safety switch	X9230	Battery positive	X9600	STVB starter module
H9045	Rear right turn signal indicator	T9510	Ignition coil 1	X9231	Battery ground	X9642	Connector, ground sensor
H9050	Brake light	T9520	Ignition coil 2	X9241	STVB alternator +	X9643	Connector, shield
H9095	Warning light, engine oil	V9400	Diode	X9242	STVB alternator D+	X9644	Connector, shield II
pressure		X9001	STVB instrument panel control	X9321	STVB on-board socket 1	X9650	Connector 15V
H9151	Horn I	unit		X9340	STVB lighting/rear direction	X9660	Connector V
H9190	Warning light, ABS	X9011	STVB licence plate light +	indicator		X9933	Connector heated handlebar
H9220	Fuel warning lamp	X9012	STVB licence plate light -	X9350	STVB optional extra	grips	
H9240	Warning light, battery charge	X9013	STVB rear light -	X9351	STVB heated handlebar	X9944	STVB neutral safety switch
current		X9014	STVB tail light	grips		X9983	STVB tank filler neck
K9100	Fuel pump relay	X9018	STVB side light	X9354	STVB DWA	Y9572	Tank breather valve (US
K9110	Engine-electronics relay	X9020	STVB flasher unit	X9370	Connector D+	only)	
K9120	Load relief relay			X9380	Connector neutral safety	Y9601	Injection valve 1
K9130	Starter relay			switch		Y9602	Injection valve 2
				X9401	Connector 31 I	Y9603	Injection valve 3
				X9402	Connector 31 II	Y9604	Injection valve 4
				X9403	Connector 31 III		
				X9404	Connector 31 IV		
				X9406	Connector 31 VI		